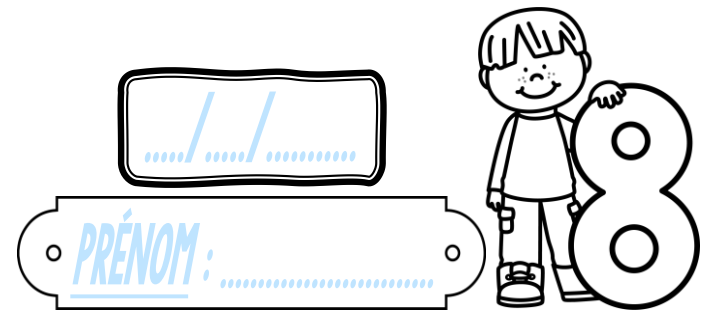
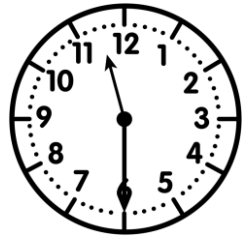


Meurea


CE2



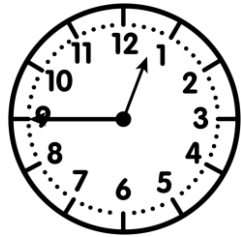
① Écris l'heure sous chaque horloge.



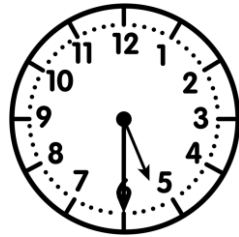
_____ h _____



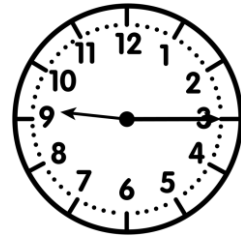
_____ h _____



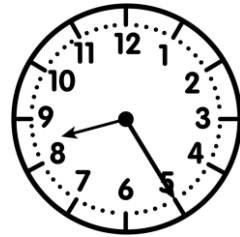
_____ h _____



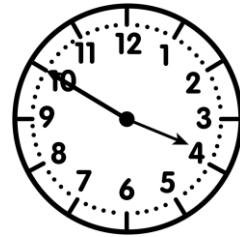
_____ h _____



_____ h _____



_____ h _____

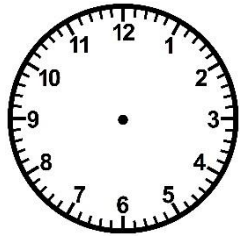



_____ h _____

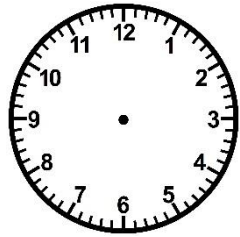


② Trace les aiguilles (rouge pour les heures, bleue pour les minutes).

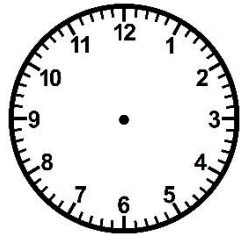
<https://laclassibleue.fr/>



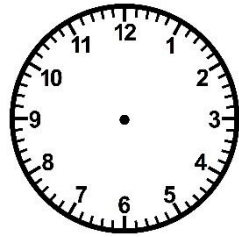
16 h 20



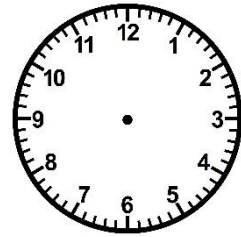
6 h 25



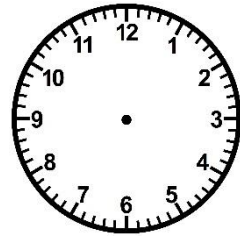
2 h 00



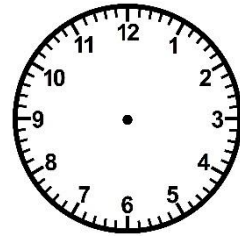
4 h 05



11 h 50



9 h 40



21 h 00

③ Résous ce problème.

Chaque samedi, la salle d'escalade ouvre de 10h à midi et de 13h30 à 17h00.

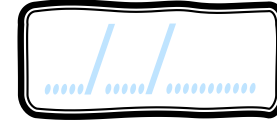
Combien de temps ouvre-t-elle dans la journée ?



Meurea/Line l'heure

Meurea

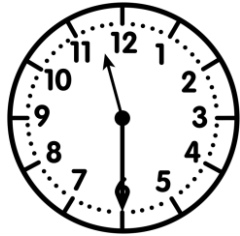
CE2




PRÉNOM:



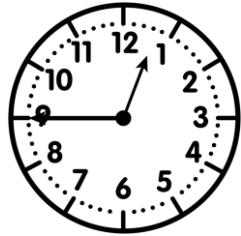
① Écris l'heure sous chaque horloge.



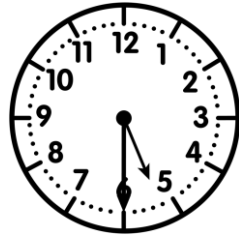
11h30 23h30



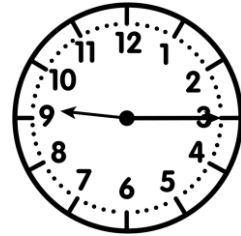
7h05 19h05



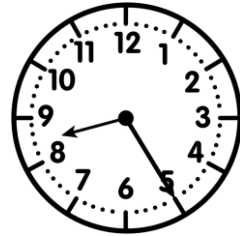
0h45 12h45



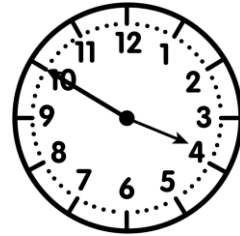
5h30 17h30



9h15 21h15



8h25 20h25

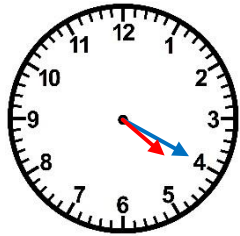


3h50 15h50

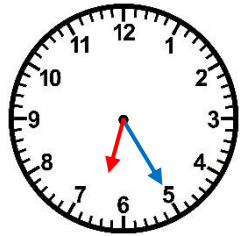


② Trace les aiguilles (rouge pour les heures, bleue pour les minutes).

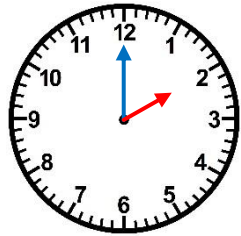
<https://laclassebleue.fr/>



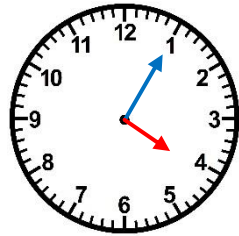
16 h 20



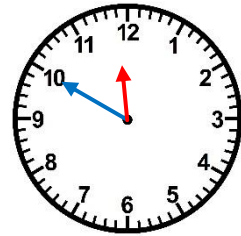
6 h 25



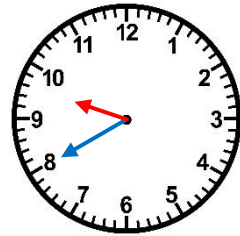
2 h 00



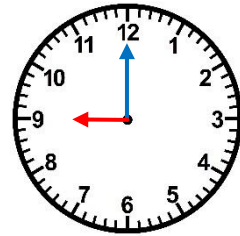
4 h 05



11 h 50



9 h 40



21 h 00

③ Résous ce problème.

Chaque samedi, la salle d'escalade ouvre de 10h à midi et de 13h30 à 17h00.

Combien de temps ouvre-t-elle dans la journée ?



Meurea/line l'heure