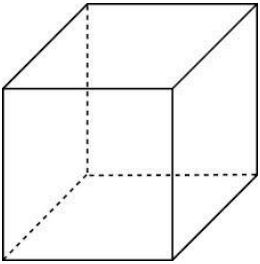
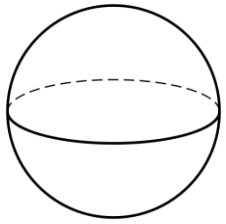
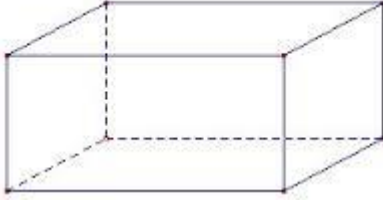
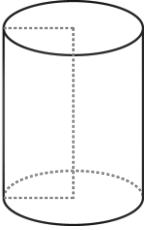
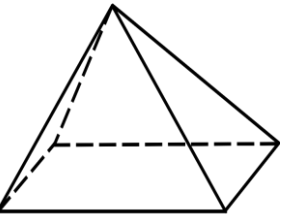

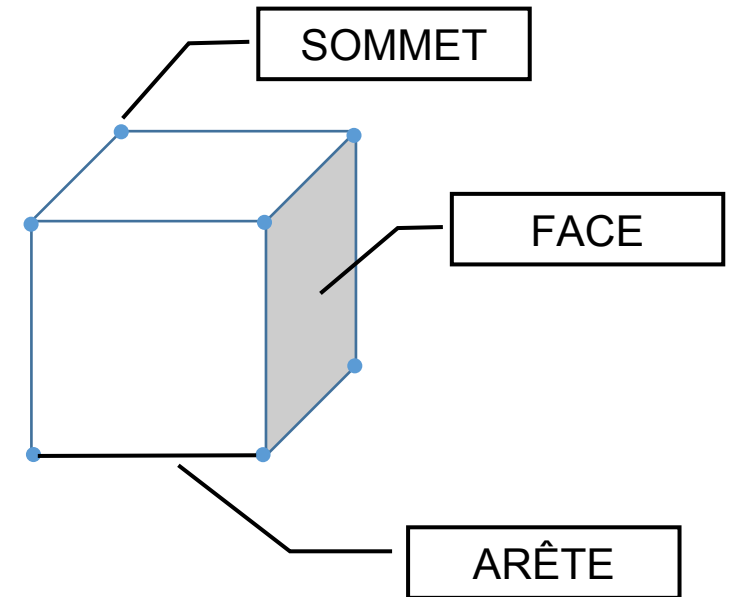


Leçon 13 : les solides

⇒ Je sais reconnaître les principaux solides

| <i>Ceux qui ne roulent pas</i> | <i>Ceux qui roulent</i> |
|--|---|
| le cube  | la boule  |
| le pavé  | le cylindre  |
| la pyramide  | |

⇒ Je connais le vocabulaire



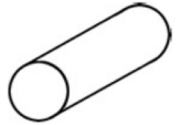
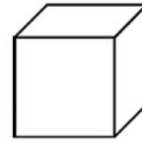
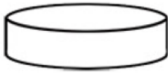

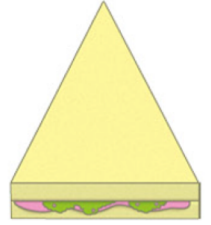

<https://lc.cx/38hQ>



Les solides

1

Relie ce qui a la même forme.



a

b

c

d

e

f

Classe les solides comme dans l'exemple.

ceux qui roulent

ceux qui glissent

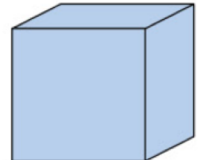
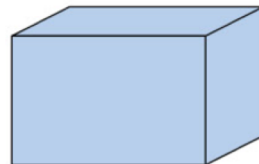
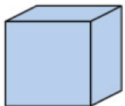
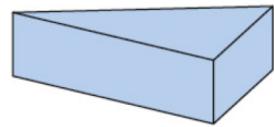
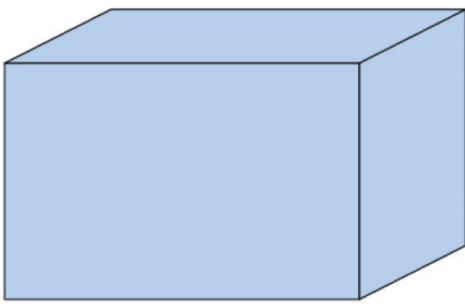
ceux qui glissent
et roulent

a

2

Barre l'intrus. Qu'est-ce qui est pareil dans tous les autres solides ?

Ces solides s'appellent des pavés.



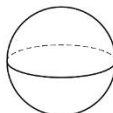

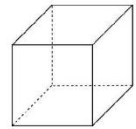

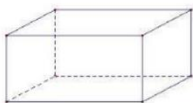

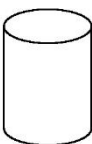

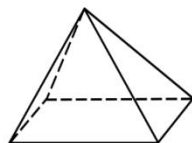



Entoure les pavés qui semblent réguliers (leurs arêtes ont la même longueur).


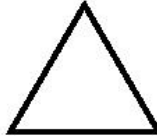




Comment appelle-t-on un pavé régulier ?

Reconnaître les solides


3. Relie les objets au solide qui leur ressemble :

| | | |
|---|---|---|
|  | • | |
|  | • | •  |
|  | • | •  |
|  | • | •  |
|  | • | •  |
|  | • | •  |
|  | • | |

4. / Relie les objets à une de leurs empreintes

| | | |
|---|---|---|
|  | • | •  |
|  | • | •  |
|  | • | •  |

5. / Complète :



Nombres de faces : _____

Nombre de sommets : _____

Nombre d'arêtes : _____